

FIA MOTOR SPORT GAMES

Round of 16



QUALIFIED



QUALIFIED



QUALIFIED



QUALIFIED



QUALIFIED



QUALIFIED



QUALIFIED



QUALIFIED





Auto Slalom - Result 1/8

By Time

| Rank | Team | Nation | Time |
|------|---|--------|----------|
| 1 | MALAYSIA MAS1-AIK SHA NG | | 5:36.469 |
| 2 | GERMANY GER1-OLAIRE SCHONBO | | 5:48.445 |
| 3 | SLOVAKIA SVK1-MICHAELA DORCIK | | 5:51.543 |
| 4 | ISRAEL ISR1-YUVAL RAVITZ | | 5:52.882 |
| 5 | UKRAINE UKR1-TETIANA KADUCHE | | 5:54.745 |
| 6 | REPUBLIC OF KOREA KOR1-SOLLIP GUK | | 5:55.548 |
| 7 | HUNGARY HUN1-TÜNDE DEAK | | 5:57.177 |
| 8 | LITHUANIA LTU1-OLGA ZIDOVLENKO | | 5:59.215 |
| 9 | UNITED KINGDOM GBR1-TESSA WHITTOCK | | 6:00.390 |
| 10 | ESTONIA EST1-MARTALIISA MEIN | | 6:01.366 |
| 11 | CROATIA CRO1-KARLA ŠVEC | | 6:01.538 |
| 12 | AUSTRALIA AUS1-CORINNE EAST-J | | 6:03.367 |
| 13 | CZECH REPUBLIC CZE1-ELISABETTA KORI | | 6:10.802 |
| 14 | NORWAY NOR1-MINA LOUISE NIL | | 6:21.120 |
| 15 | POLAND POL1-EMILIA ROTKO | | 6:25.015 |
| 16 | ALBANIA ALB1-BRUNILDA GJURA | | 6:26.460 |

Auto Slalom - 1/8 SVK vs ALB

By Time

| Rank | Team | Nation | Time |
|------|---|--|----------|
| 1 | SLOVAKIA SVK1-MICHAELA DORČIK |  | 5:51.543 |
| 2 | ALBANIA ALB1-BRUNILIDA GJURA- |  | 6:26.460 |

Auto Slalom - 1/8 Course 1 SVK vs ALB

26/10/2024 - 14:36

| Rnk | Driver | Nation | Time | Gap | Penalty |
|-----|----------------------|--------|----------|--------|---------|
| 1 | SVK1-MICHAELA DORČÍK | | 1:26.798 | | |
| 2 | SVK2-DAVID NEMCEK | | 1:28.412 | 1.614 | |
| 3 | ALB1-BRUNILDA GJURA- | | 1:33.788 | 6.990 | 6.000 |
| 4 | ALB2-MATIAS MIRDIRTA | | 1:38.950 | 12.152 | 12.000 |

Best lap : ALB2-MATIAS MIRDIRTA - 43.084

Penalties

| Hour | Driver | Penalty | Reason |
|-------|----------------------|---------|---------|
| 00:08 | ALB1-BRUNILDA GJURA- | 3.000 | 1 Cone |
| 00:10 | ALB1-BRUNILDA GJURA- | 3.000 | 1 Cone |
| 02:29 | ALB2-MATIAS MIRDIRTA | 6.000 | 2 Cones |
| 02:31 | ALB2-MATIAS MIRDIRTA | 6.000 | 2 Cones |



Auto Slalom - 1/8 Course 2 SVK vs ALB

26/10/2024 - 14:36

| Rnk | Driver | Nation | Time | Gap | Penalty |
|-----|-----------------------|--------|----------|--------|---------|
| 1 | SVK1-MICHAELA DORČÍK | | 1:25.004 | | |
| 2 | SVK2-DAVID NEMCEK | | 1:31.329 | 6.325 | 3.000 |
| 3 | ALB1-BRUNILDA GJURA- | | 1:32.721 | 7.717 | |
| 4 | ALB2-MATIATAS MIRDITA | | 1:41.001 | 15.997 | 15.000 |

Best lap : SVK1-MICHAELA DORČÍK - 42.257



Penalties

| Hour | Driver | Penalty | Reason |
|-------|-----------------------|---------|---------|
| 00:02 | ALB2-MATIATAS MIRDITA | 9.000 | 3 Cones |
| 00:03 | ALB2-MATIATAS MIRDITA | 6.000 | 2 Cones |
| 00:08 | SVK2-DAVID NEMCEK | 3.000 | 1 Cone |







Auto Slalom - 1/8 GER vs UKR

By Time

| Rank | Team | Nation | Time |
|------|---|--|----------|
| 1 | GERMANY GER1-CLAIRE SCHONBO |  | 5:48.445 |
| 2 | UKRAINE UKR1-TETIANA KADUCHIE |  | 5:54.745 |

Auto Slalom - 1/8 Course 1 GER vs UKR


26/10/2024 - 14:47

| Rnk | Driver | Nation | Time | Gap | Penalty |
|-----|----------------------|---|----------|-------|---------|
| 1 | GER1-CLAIRE SCHÖNBO |  | 1:25.050 | | |
| 2 | GER2-MARKUS FIRSCHIN |  | 1:26.670 | 1.620 | 3.000 |
| 3 | UKR2-ANDRII YAROMENK |  | 1:27.339 | 2.289 | 3.000 |
| 4 | UKR1-TETIANA KADUCHE |  | 1:32.034 | 6.984 | 3.000 |

Best lap : UKR2-ANDRII YAROMENK - 42.033

Penalties

| Hour | Driver | Penalty | Reason |
|-------|----------------------|---------|--------|
| 00:07 | UKR1-TETIANA KADUCHE | 3.000 | 1 Cone |
| 02:12 | UKR2-ANDRII YAROMENK | 3.000 | 1 Cone |



Auto Slalom - 1/8 Course 2 GER vs UKR

26/10/2024 - 14:47

| Rnk | Driver | Nation | Time | Gap | Penalty |
|-----|----------------------|--------|----------|-------|---------|
| 1 | GER1-CLAIRE SCHÖNBO | | 1:24.449 | | |
| 2 | UKR2-ANDRII YAROMENK | | 1:24.954 | 0.505 | |
| 3 | UKR1-TETIANA KADUCHE | | 1:30.418 | 5.969 | |
| 4 | GER2-MARKUS FIRSCHIN | | 1:32.276 | 7.827 | 6.000 |

Best lap : GER1-CLAIRE SCHÖNBO - 41.894







Penalties

| Hour | Driver | Penalty | Reason |
|-------|----------------------|---------|---------|
| 00:08 | GER2-MARKUS FIRSCHIN | 6.000 | 2 Cones |



Auto Slalom - 1/8 ISR vs AUS

By Time

| Rank | Team | Nation | Time |
|------|---|--|----------|
| 1 | ISRAEL ISR1-YUVAL RAVITZ  ISR2-TAL SARIG  |  | 5:52.882 |
| 2 | AUSTRALIA AUS1-CORINNE EAST-J  AUS2-REECE MCINTOSH  |  | 6:03.367 |



Auto Slalom - 1/8 Course 1 ISR vs AUS

26/10/2024 - 14:56


| Rnk | Driver | Nation | Time | Gap | Penalty |
|-----|---------------------|--------|----------|-------|---------|
| 1 | ISR1-YUVAL RAVITZ | | 1:27.077 | | |
| 2 | ISR2-TAL SARIG | | 1:28.066 | 0.989 | |
| 3 | AUS2-REECE MCINTOSH | | 1:28.594 | 1.517 | 3.000 |
| 4 | AUS1-CORINNE EAST-J | | 1:34.358 | 7.281 | 6.000 |

Best lap : AUS2-REECE MCINTOSH - 42.374

Penalties

| Hour | Driver | Penalty | Reason |
|-------|---------------------|---------|--------|
| 00:06 | AUS1-CORINNE EAST-J | 3.000 | 1 Cone |
| 00:08 | AUS1-CORINNE EAST-J | 3.000 | 1 Cone |
| 01:54 | AUS2-REECE MCINTOSH | 3.000 | 1 Cone |





Auto Slalom - 1/8 Course 2 ISR vs AUS

26/10/2024 - 14:56

| Rnk | Driver | Nation | Time | Gap | Penalty |
|-----|---------------------|--------|----------|-------|---------|
| 1 | ISR2-TAL SARIG | | 1:27.325 | | |
| 2 | AUS2-REECE MCINTOSH | | 1:28.263 | 0.938 | 3.000 |
| 3 | ISR1-YUVAL RAVITZ | | 1:30.414 | 3.089 | |
| 4 | AUS1-CORINNE EAST-J | | 1:32.152 | 4.827 | 3.000 |

Best lap : AUS2-REECE MCINTOSH - 42.028



Penalties

| Hour | Driver | Penalty | Reason |
|-------|---------------------|---------|--------|
| 00:02 | AUS2-REECE MCINTOSH | 3.000 | 1 Cone |
| 01:57 | AUS1-CORINNE EAST-J | 3.000 | 1 Cone |







Auto Slalom - 1/8 EST vs CZE

By Time

| Rank | Team | Nation | Time |
|------|--|--|----------|
| 1 | ESTONIA EST1-MARTALUISA WEIN |  | 6:01.366 |
| 2 | CZECH REPUBLIC CZE1-ELISABETA KORÍ |  | 6:10.802 |

Auto Slalom - 1/8 Course 1 EST vs CZE


26/10/2024 - 15:05

| Rnk | Driver | Nation | Time | Gap | Penalty |
|-----|----------------------|---|----------|--------|---------|
| 1 | EST2-KRISTIAN HALLIK |  | 1:25.840 | | |
| 2 | CZE2-JAKUB LAVICKÝ |  | 1:30.033 | 4.193 | 3.000 |
| 3 | CZE1-ELISABETA KORI |  | 1:33.577 | 7.737 | |
| 4 | EST1-MARTALIISA MEIN |  | 1:38.217 | 12.377 | 9.000 |

Best lap : EST2-KRISTIAN HALLIK - 42.874

Penalties

| Hour | Driver | Penalty | Reason |
|-------|----------------------|---------|---------|
| 00:02 | EST1-MARTALIISA MEIN | 3.000 | 1 Cone |
| 00:03 | EST1-MARTALIISA MEIN | 6.000 | 2 Cones |
| 01:37 | CZE2-JAKUB LAVICKÝ | 3.000 | 1 Cone |



Auto Slalom - 1/8 Course 2 EST vs CZE

26/10/2024 - 15:05

| Rnk | Driver | Nation | Time | Gap | Penalty |
|-----|----------------------|--------|----------|--------|---------|
| 1 | EST2-KRISTIAN HALLIK | | 1:25.707 | | |
| 2 | CZE2-JAKUB LAVICKÝ | | 1:30.320 | 4.613 | 3.000 |
| 3 | EST1-MARTALIISA MEIN | | 1:31.602 | 5.895 | |
| 4 | CZE1-ELISABETA KOŘÍ | | 1:36.872 | 11.165 | 6.000 |

Best lap : EST2-KRISTIAN HALLIK - 42.735



Penalties


| Hour | Driver | Penalty | Reason |
|-------|---------------------|---------|---------|
| 00:02 | CZE2-JAKUB LAVICKÝ | 3.000 | 1 Cone |
| 01:41 | CZE1-ELISABETA KOŘÍ | 6.000 | 2 Cones |



Auto Slalom - 1/8 MAS vs POL

By Time

| Rank | Team | Nation | Time |
|------|------------------------------------|--|----------|
| 1 | MALAYSIA MAS1-AIK SHA NG |  | 5:36.469 |
| 2 | POLAND POL1-EMILIA ROTKO |  | 6:25.015 |



Auto Slalom - 1/8 Course 1 MAS vs POL

26/10/2024 - 15:12

| Rnk | Driver | Nation | Time | Gap | Penalty |
|-----|----------------------|--------|----------|--------|---------|
| 1 | POL2-BARTLOMIEJ MIRE | | 1:29.230 | | 3.000 |
| 2 | MAS2-AMARESH MALAKAR | | 1:31.764 | 2.534 | 3.000 |
| 3 | MAS1-AIK SHA NG | | 1:32.683 | 3.453 | 6.000 |
| 4 | POL1-EMILIA ROTKO | | 1:39.502 | 10.272 | 3.000 |

Best lap : POL2-BARTLOMIEJ MIRE - 42.555





Penalties

| Hour | Driver | Penalty | Reason |
|-------|----------------------|---------|--------|
| 00:02 | MAS1-AIK SHA NG | 3.000 | 1 Cone |
| 00:03 | MAS1-AIK SHA NG | 3.000 | 1 Cone |
| 00:08 | POL1-EMILIA ROTKO | 3.000 | 1 Cone |
| 01:22 | POL2-BARTLOMIEJ MIRE | 3.000 | 1 Cone |
| 01:26 | MAS2-AMARESH MALAKAR | 3.000 | 1 Cone |



Auto Slalom - 1/8 Course 2 MAS vs POL

26/10/2024 - 15:12

| Rnk | Driver | Nation | Time | Gap | Penalty |
|-----|----------------------|---|----------|--------|---------|
| 1 | MAS1-AIK SHA NG |  | 1:07.981 | | |
| 2 | MAS2-AMARESH MALAKAR |  | 1:24.041 | 16.060 | |
| 3 | POL2-BARTLOMIEJ MIRE |  | 1:24.823 | 16.842 | |
| 4 | POL1-EMILIA ROTKO |  | 1:51.460 | 43.479 | 19.000 |



Best lap : MAS1-AIK SHA NG - 23.077

Penalties

| Hour | Driver | Penalty | Reason |
|-------|-------------------|---------|---------|
| 01:27 | POL1-EMILIA ROTKO | 9.000 | 3 Cones |
| 01:27 | POL1-EMILIA ROTKO | 10.000 | 1 Gate |

Auto Slalom - 1/8 NOR vs LTU

By Time

| Rank | Team | Nation | Time |
|------|--|--|----------|
| 1 | LITHUANIA LTU1-OLGA ZIDOVLENKO |  | 5:59.215 |
| 2 | NORWAY NOR1-MINA LOUISE NIL NOR2-JAN PETTER HAUG |  | 6:21.120 |

Auto Slalom - 1/8 Course 1 NOR vs LTU

26/10/2024 - 15:21

| Rnk | Driver | Nation | Time | Gap | Penalty |
|-----|----------------------|--------|----------|--------|---------|
| 1 | LTU2-AGNIUS NARBUTAS | | 1:27.000 | | |
| 2 | NOR2-JAN PETTER HAUG | | 1:27.082 | 0.082 | 3.000 |
| 3 | LTU1-OLGA ŽIDOVLENKO | | 1:35.079 | 8.079 | 6.000 |
| 4 | NOR1-MINA LOUISE NIL | | 1:44.419 | 17.419 | 13.000 |

Best lap : NOR2-JAN PETTER HAUG - 41.894

Penalties

| Hour | Driver | Penalty | Reason |
|-------|----------------------|---------|--------|
| 00:02 | NOR1-MINA LOUISE NIL | 10.000 | 1 Gate |
| 00:02 | NOR1-MINA LOUISE NIL | 3.000 | 1 Cone |
| 00:05 | LTU1-OLGA ŽIDOVLENKO | 3.000 | 1 Cone |
| 00:07 | LTU1-OLGA ŽIDOVLENKO | 3.000 | 1 Cone |
| 01:11 | NOR2-JAN PETTER HAUG | 3.000 | 1 Cone |

Auto Slalom - 1/8 Course 2 NOR vs LTU

26/10/2024 - 15:21

| Rnk | Driver | Nation | Time | Gap | Penalty |
|-----|----------------------|---|----------|--------|---------|
| 1 | NOR2-JAN PETTER HAUG |  | 1:25.769 | | 3.000 |
| 2 | LTU2-AGNIUS NARBUTAS |  | 1:26.093 | 0.324 | |
| 3 | LTU1-OLGA ŽIDOVLENKO |  | 1:31.043 | 5.274 | 3.000 |
| 4 | NOR1-MINA LOUISE NIL |  | 1:43.850 | 18.081 | 10.000 |



Best lap : NOR2-JAN PETTER HAUG - 41.164


Penalties

| Hour | Driver | Penalty | Reason |
|-------|----------------------|---------|--------|
| 00:06 | NOR2-JAN PETTER HAUG | 3.000 | 1 Cone |
| 01:06 | NOR1-MINA LOUISE NIL | 10.000 | 1 Gate |
| 01:11 | LTU1-OLGA ŽIDOVLENKO | 3.000 | 1 Cone |

Auto Slalom - 1/8 CRO vs KOR

By Time

| Rank | Team | Nation | Time |
|------|--|--|----------|
| 1 | REPUBLIC OF KOREA KOR1-SOLLIP GUK KOR2-YEONHWAN YUN |  | 5:55.548 |
| 2 | CROATIA CRO1-KARLA SVEC CRO2-FRAN KRANJAC |  | 6:01.538 |



Auto Slalom - 1/8 Course 1 CRO vs KOR

26/10/2024 - 15:29


| Rnk | Driver | Nation | Time | Gap | Penalty |
|-----|-------------------|--------|----------|-------|---------|
| 1 | CRO2-FRAN KRANJAC | | 1:24.653 | | |
| 2 | KOR2- YEOHWAN YUN | | 1:25.407 | 0.754 | |
| 3 | KOR1-SOLLIP GUK | | 1:30.758 | 6.105 | 3.000 |
| 4 | CRO1-KARLA ŠVEC | | 1:34.558 | 9.905 | 6.000 |

Best lap : CRO2-FRAN KRANJAC - 42.240

Penalties

| Hour | Driver | Penalty | Reason |
|-------|-----------------|---------|--------|
| 00:11 | CRO1-KARLA ŠVEC | 3.000 | 1 Cone |
| 00:14 | CRO1-KARLA ŠVEC | 3.000 | 1 Cone |
| 00:17 | KOR1-SOLLIP GUK | 3.000 | 1 Cone |





Auto Slalom - 1/8 Course 2 CRO vs KOR

26/10/2024 - 15:29

| Rnk | Driver | Nation | Time | Gap | Penalty |
|-----|-------------------|--------|----------|--------|---------|
| 1 | KOR2- YEOHWAN YUN | | 1:23.737 | | |
| 2 | CRO1-KARLA ŠVEC | | 1:29.392 | 5.655 | |
| 3 | CRO2-FRAN KRANJAC | | 1:32.935 | 9.198 | 10,000 |
| 4 | KOR1-SOLLIP GUK | | 1:35.646 | 11.909 | 3,000 |

Best lap : CRO2-FRAN KRANJAC - 41.417



Penalties

| Hour | Driver | Penalty | Reason |
|-------|-------------------|---------|--------|
| 00:18 | CRO2-FRAN KRANJAC | 10,000 | 1 Gate |
| 00:54 | KOR1-SOLLIP GUK | 3,000 | 1 Cone |



Auto Slalom - 1/8 HUN vs GBR

By Time

| Rank | Team | Nation | Time |
|------|--|--|----------|
| 1 | HUNGARY HUN1 - TÜNDE DEÁK |  | 5:57.177 |
| 2 | UNITED KINGDOM GBR1 - TESSA WHITTOCK |  | 6:00.390 |

Auto Slalom - 1/8 Course 1 HUN vs GBR

26/10/2024 - 15:49

| Rnk | Driver | Nation | Time | Gap | Penalty |
|-----|---------------------|--------|----------|-------|---------|
| 1 | HUN1 - TÜNDE DEAK | | 1:28.274 | | |
| 2 | GBR1-TESSA WHITTOCK | | 1:28.997 | 0.723 | |
| 3 | GBR2-MARK KING | | 1:33.091 | 4.817 | 6.000 |
| 4 | HUN2-MARTIN BOGNAR | | 1:35.071 | 6.797 | 6.000 |





Best lap : GBR2-MARK KING - 43.209

Penalties

| Hour | Driver | Penalty | Reason |
|-------|--------------------|---------|---------|
| 00:24 | GBR2-MARK KING | 6.000 | 2 Cones |
| 00:27 | HUN2-MARTIN BOGNAR | 3.000 | 1 Cone |
| 00:28 | HUN2-MARTIN BOGNAR | 3.000 | 1 Cone |

Auto Slalom - 1/8 Course 2 HUN vs GBR

26/10/2024 - 15:49

| Rnk | Driver | Nation | Time | Gap | Penalty |
|-----|---------------------|---|----------|-------|---------|
| 1 | HUN2-MARTIN BOGNAR |  | 1:25.958 | | |
| 2 | GBR2-MARK KING |  | 1:26.503 | 0.545 | |
| 3 | HUN1-TÜNDE DEAK |  | 1:27.874 | 1.916 | |
| 4 | GBR1-TESSA WHITTOCK |  | 1:31.799 | 5.841 | 3.000 |

Best lap : HUN2-MARTIN BOGNAR - 42.736

Penalties

| Hour | Driver | Penalty | Reason |
|-------|---------------------|---------|--------|
| 00:27 | GBR1-TESSA WHITTOCK | 3.000 | 1 Cone |